

Honeywell

SWITCH-BASIC

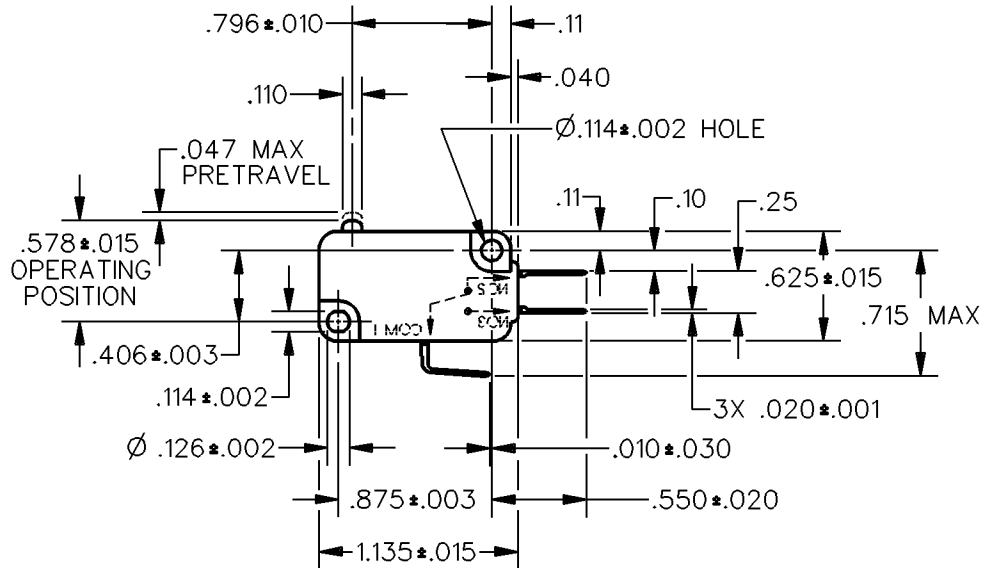
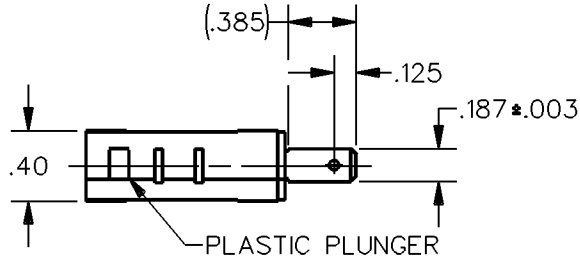
CATALOG LISTING
V7-6C17D8

CW-C6018

FED.MFG.CODE 91929

CATALOG LISTING
V7-6C17D8
ISSUE
M
4

REPLACES
RELEASE NO. PR-19692
CHECK
11JUL08
17 JAN 92
CHECK
17 JAN 92
W J C
CHECK
10 JAN 92
DRAWN
G R T



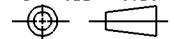
REVISIONS

A	REL DWG PR19692	11JUL08
G R T	10 JAN 92	
B	CO- 76108	
LJF	20 OCT 93	
C	0041190	
PK	11JUL08	

ANSI Y14.5M-1982 APPLIES

THIS DRAWING COVERS A PROPRIETARY ITEM AND IS THE PROPERTY OF HONEYWELL.
THIS DRAWING IS NOT TO BE COPIED OR USED WITHOUT THE APPROVAL OF HONEYWELL.

THIRD ANGLE PROJECTION



CHARACTERISTICS	ELECTRICAL DATA	SCALE	DO NOT SCALE PRINT
OPERATING FORCE — — — 6-14 OZ MAX	CONTACT ARRANGEMENT S P D T	UNLESS OTHERWISE SPECIFIED TOLERANCES ARE	
RELEASE FORCE — — — — — 4 OZ MIN	15.1A 1/2HP 125, 250, 277 VAC 1/2A 125 VDC; 1/4A 250 VDC 5A 125 VAC "L"	ONE PLACE (.)	±.030
DIFFERENTIAL TRAVEL — — — .002-.010		TWO PLACE (.00)	±.015
OVERTRAVEL — — — — — .040 MIN	L215	THREE PLACE (.000)	±.005
FREE POSITION — — — — — .625 MAX		ANGLES	±
RELEASE TRAVEL — — — — — .010 MIN		WEIGHT	

RASTER